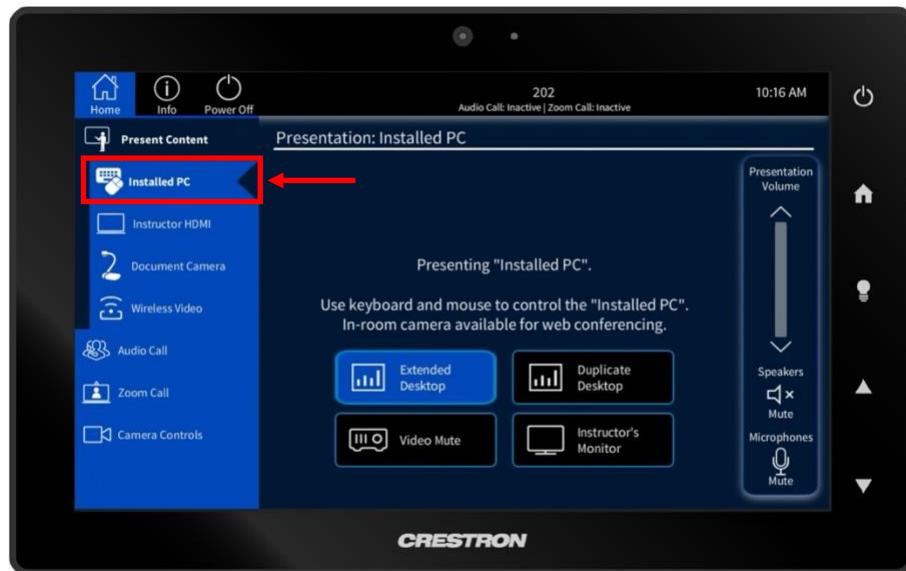


Presenting Content to the Classroom

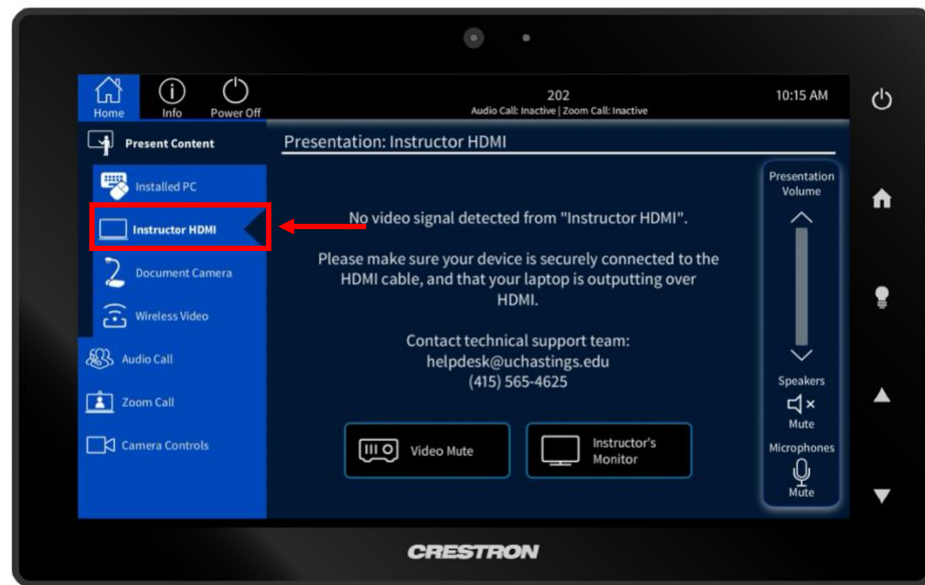
One of the main functions of the Creston AV system is presenting content throughout the classroom. You can choose between the Installed PC, Instructor HDMI, Document Camera, and Wireless Video

Installed PC



Click the Installed PC tab. Once selected you may now choose to present in Extended (The desktop is extended across multiple displays) or Duplicate Mode (The desktop is duplicated on more than display). You can also press the **video mute** button to stop the display of the content being shown.

Instructor HDMI



Use this option to display a laptop or tablet using the provided HDMI cable and adapters (see below). You can also press the **video mute** button to stop the display of the content being shown.

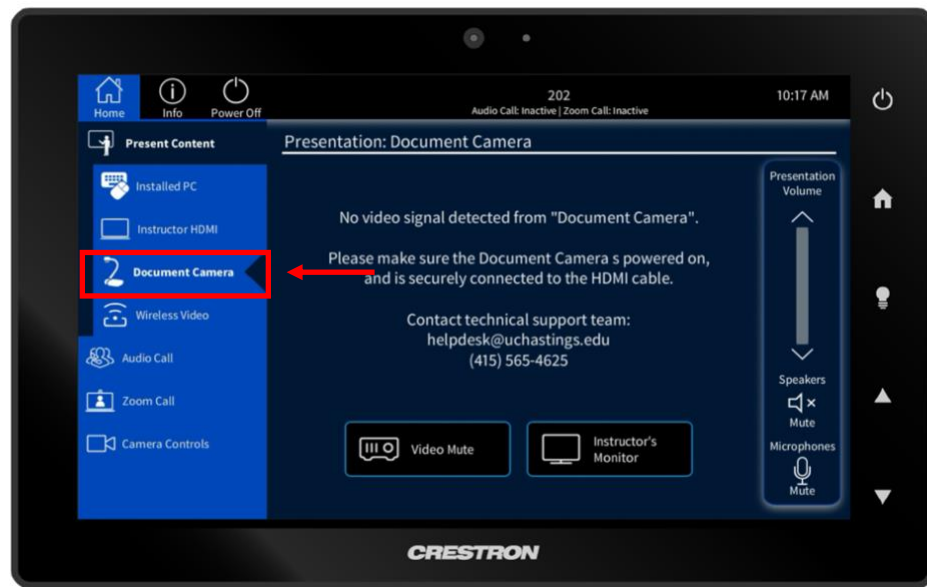


HDMI to Mini DisplayPort Adapter



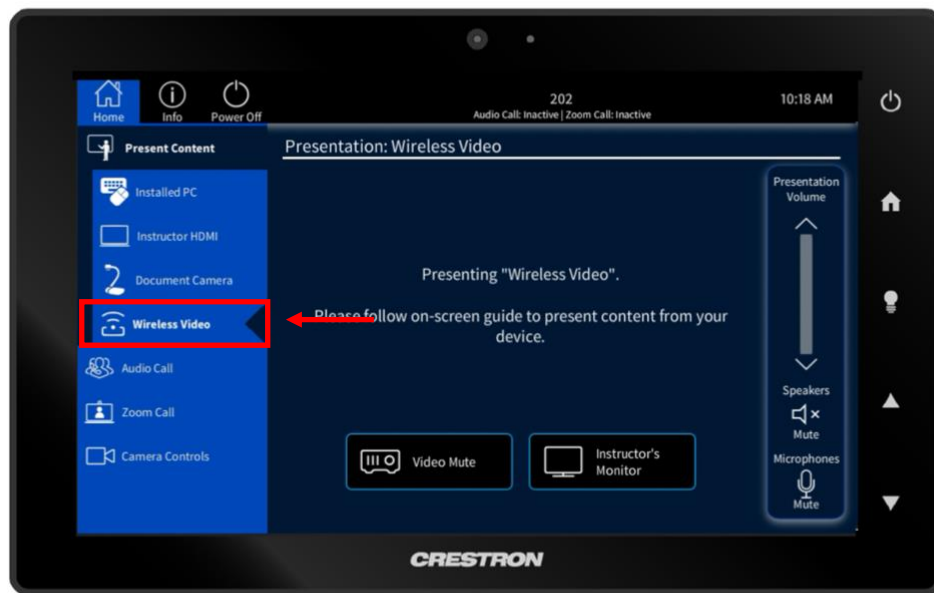
HDMI to USB-C Adapter

Document Camera



This option allows you to display from the document camera to the monitors located inside the classroom.

Wireless Video



This option allows the user to use the Cynap vSolution App and wirelessly share content to the monitors. Depending on the device, the user will need to follow the instructions located on the screen.

How to cast to this screen from your device

Make sure your device is connected to SecureHastings

Windows

- Download the vSolution Cast app from: <https://downloads.wolfvision.com/vSolutionCast.exe> and open it
 - Enter the IP address: 192.168.104.19 and click "Add"
 - Go to your Device Settings, Connected devices, Connection preferences, Cast & Select "202"

Mac

In the upper-right of your screen click the AirPlay icon. ⏏ Wait up to 20 seconds

- Select 202
- Enter the 4 digit PIN from the wall display if prompted

iOS Devices

- Swipe up from the bottom of your screen
- Tap "Screen Mirroring"
- Select 202
- Enter the 4 digit PIN on from the wall display if prompted

Android

- Download the vSolution Cast app from Google Play and open it
- Enter the IP address: 192.168.104.19 and click "Add"
- Go to your Android Settings, Connected devices, Connection preferences, Cast
- Tap on "202"

For assistance contact the Helpdesk at 415-565-4625